

Subscriptions and Notifications

- [Subscribing to a Specific Asset or Resource](#)
- [Subscribing to All Changes and Error Events](#)
 - [Subscribing from the System Overview Page](#)
 - [Subscribing from the User Profile Page](#)
- [Configuring Notification Frequency](#)

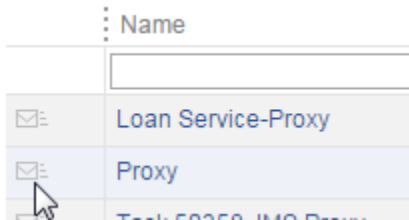
For complete visibility into all actions related to CTP assets and resources, you can subscribe to notifications associated with all or specific assets /resources. Email notifications will be sent for associated changes and error events (such as unmatched data source correlations).

Subscribing to a Specific Asset or Resource

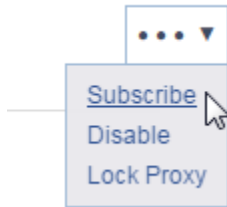
If an email server is configured for your CTP installation (as described in [Reviewing and Modifying Configuration Settings](#)), you can subscribe to notifications about changes and error events related to the associated resources and assets. Notifications will be delivered as email messages.

To subscribe to all change and error event notifications for a specific asset/resource:

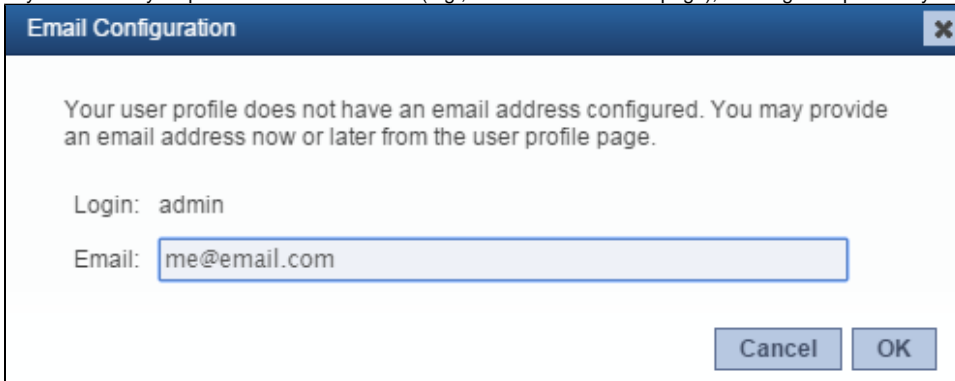
1. Do one of the following to indicate what asset/resource you want notifications for.
 - Click the **Subscribe** button shown next to the asset in a table. The subscribe icon will then turn orange.



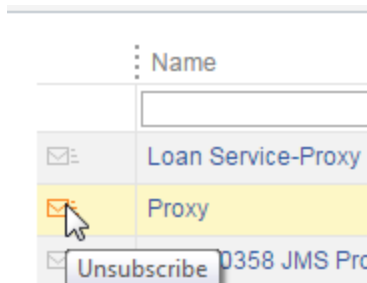
- From a page-level action menu (e.g., for the open system), choose **Subscribe**.



- From a component menu (with the environment in Edit mode), choose **Subscribe**.
2. If you have not yet specified an email address (e.g., from the User Profile page), a dialog will open and you can specify it here.



To stop receiving notifications about an asset, click the **Unsubscribe** icon.



Subscribing to All Changes and Error Events

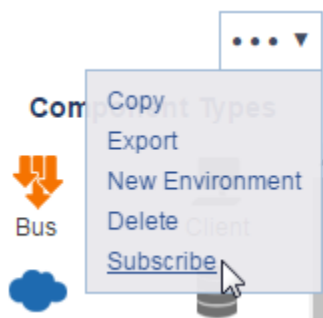
If an email server is configured for your CTP installation (as described in [Reviewing and Modifying Configuration Settings](#)), you can subscribe to notifications about changes and error events related to all resources and assets available on CTP. Notifications will be delivered as email messages.

Note that subscribing to all changes and error events will cause any previous resource-level subscriptions (described in [Subscriptions and Notifications](#)) to be reset.

Subscribing from the System Overview Page

To subscribe to all change and error event notifications from the System Overview page:

1. Choose **Subscribe** from the page-level action menu (in Edit mode).



2. If you have not yet specified an email address (e.g., from the User Profile page), a dialog will open and you can specify it here.

Email Configuration
✕

Your user profile does not have an email address configured. You may provide an email address now or later from the user profile page.

Login: admin

Email:

If you later want to stop subscribing to all change and error events, choose **Unsubscribe All** from the page-level action menu in the System Overview page.

Subscribing from the User Profile Page

To subscribe to all change and error event notifications from the User Profile page:

1. Open the profile page (e.g., choose **User Profile** from the login menu on the top right).
2. If you have not already specified your email address, enter it now in the **Email** field.

3. At the bottom of the page, check **Subscribe to all notifications**.

Daily digest emails (sent at 14:20)

Instant notification emails

Subscribe to all notifications

Subscribed to notifications from all resources

If you later want to stop subscribing to all change and error events, return to this page and clear **Subscribe to all notifications**.

Configuring Notification Frequency

Notification emails can be sent as a daily digest and/or as soon as the change or error event occurs (instant notification). Instant notification is the default.

To review and modify notification settings:

1. Open the profile page (e.g., choose **User Profile** from the login menu on the top right).
2. In the Subscriptions area, modify the digest and instant notification settings to suit your preferences.

Daily digest emails (sent at 14:20)

Instant notification emails

Subscribe to all notifications

Subscribed to notifications from all resources



The timing of the daily digest can be controlled by the administrator as described in [Reviewing and Modifying Configuration Settings](#).