

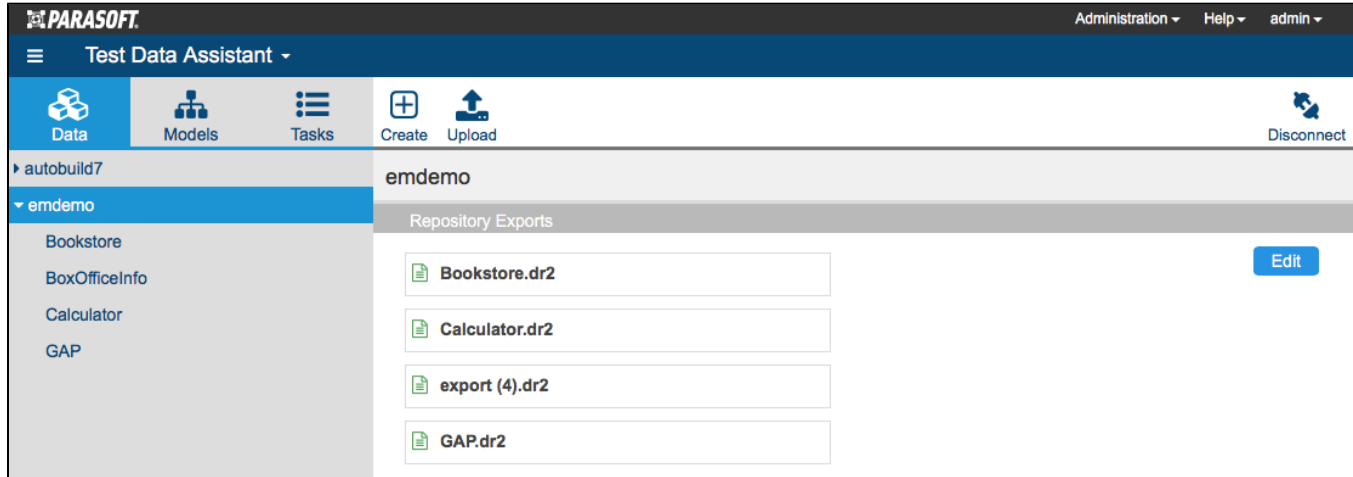
# Exploring the TDA Interface

The TDA interface includes access to data sets and models. In this section:

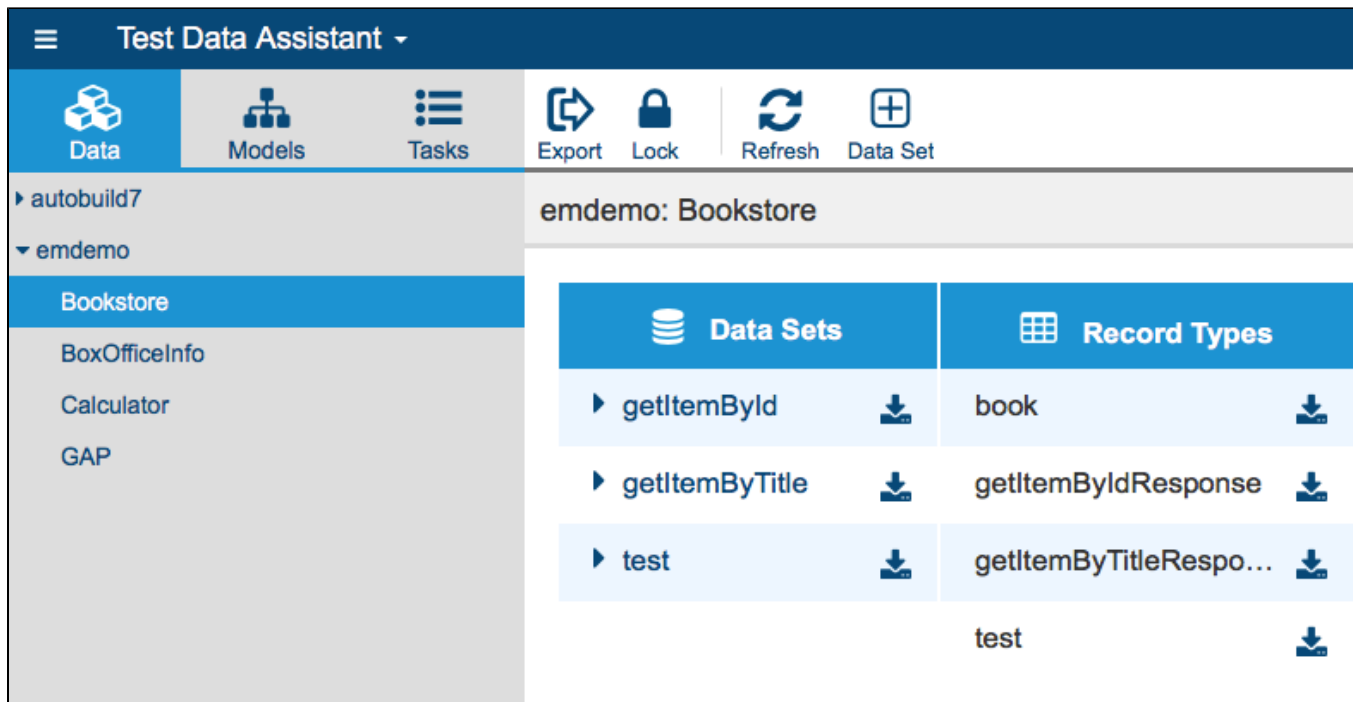
- [Data Tab](#)
- [Models Tab](#)
- [Tasks Tab](#)

## Data Tab

Click the Data tab to view all connected data repository servers. See [TDA Administration](#) for information on connecting data repository servers to TDA. Click on a server to view data repository exports (see [Creating and Managing Repositories](#)).



Expand a server to view the data sets stored in the repository. The record types associated with any data models are also shown (see [Data Modeling](#)).

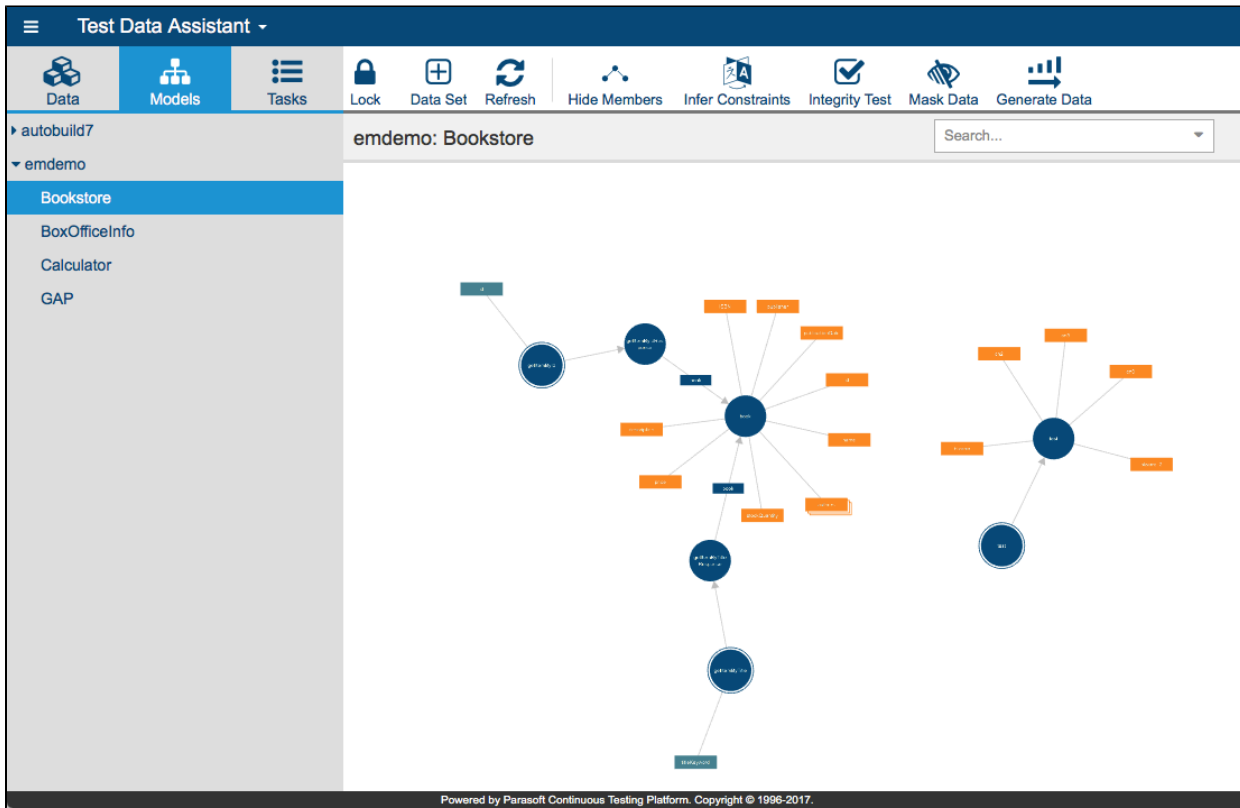


Click on a data set to view and manage the data (see [Working with Data Sets](#)).

Lock icons indicate repositories that are locked and cannot be modified or deleted. If you hover over a lock icon, a tool tip will indicate which user locked the file. For details on locking, see [Locking and Unlocking Repositories in CTP](#).

# Models Tab

Click the Models tab and choose a repository to view and manage data models stored in the repository.



See [Data Modeling](#) for details.

# Tasks Tab

Click to Tasks tab to view all tasks initiated in TDA, such as repository imports and exports, as well as check the status of each task. Tasks are filtered in the sidebar menu by status or server.



Filter by Status

All Tasks

- Pending
- In Process
- Completed
- Canceled
- Failed
- Warning

Filter by Server

All Tasks

	Name	Type	Start Date	User	Server	Repository
✓	Create "testFlat" da...	Create Data Set	2017-09-22 08:31:40	admin	localhost	GAP_generated
✓	GAP_generated	Infer Constraints	2017-09-22 00:25:17	admin	localhost	GAP_generated
✓	GAP_generated	Generate	2017-09-21 22:03:22	admin	localhost	GAP
✓	Calculator	Infer Constraints	2017-09-21 22:00:10	admin	localhost	Calculator
!	GAP	Integrity Test	2017-09-21 16:09:06	admin	localhost	GAP
✓	Bookstore	Integrity Test	2017-09-21 13:03:18	admin	localhost	Bookstore
✓	e	Export	2017-09-19 13:37:25	admin	localhost	GAP

1 2 25 items per page 1 - 25 of 27 items

**Name:** Create "testFlat" data set  
**Status:** Completed  
**Creation Date:** 2017-09-22 08:31:40  
**Start Date:** 2017-09-22 08:31:40  
**Completion Date:** 2017-09-22 08:31:40  
**Description:** Create data set "testFlat" from file  
**User:** admin  
**Server:** localhost  
**Repository:** GAP\_generated  
**Type:** Create Data Set  
**Message:**