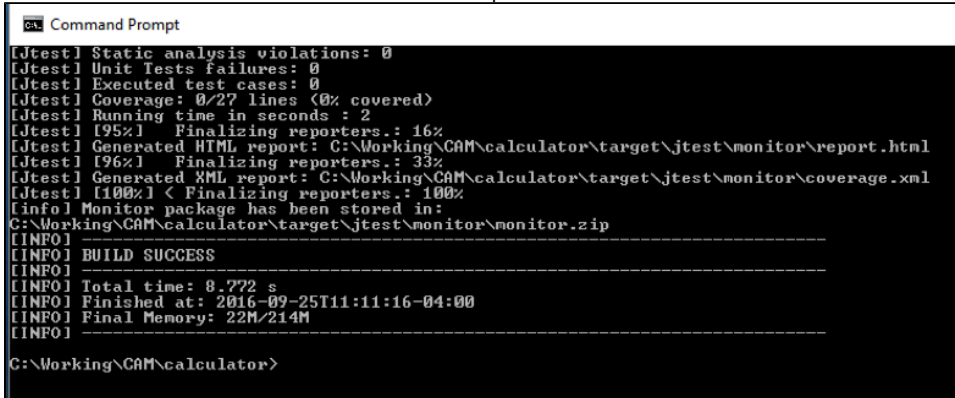


# Setting Up the Coverage Agent Manager

1. Open a command prompt and navigate to the %WORKING\_DIR%\calculator directory.
2. Run the following command:

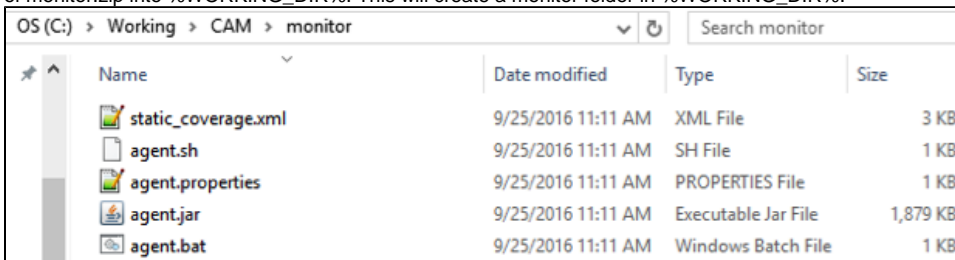
```
mvn -Dmaven.test.skip=true clean install jtest:monitor
```

You should see BUILD SUCCESS at the end of the output.

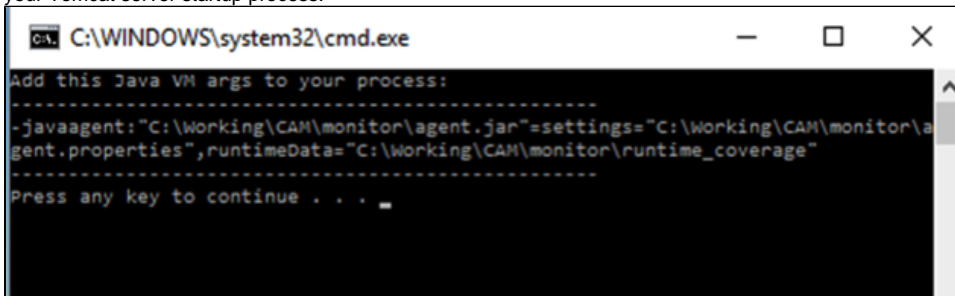


```
Command Prompt
[jtest] Static analysis violations: 0
[jtest] Unit Tests Failures: 0
[jtest] Executed test cases: 0
[jtest] Coverage: 0/27 lines (0% covered)
[jtest] Running time in seconds : 2
[jtest] [95%] Finalizing reporters.: 16%
[jtest] Generated HTML report: C:\Working\CAM\calculator\target\jtest\monitor\report.html
[jtest] [96%] Finalizing reporters.: 33%
[jtest] Generated XML report: C:\Working\CAM\calculator\target\jtest\monitor\coverage.xml
[jtest] [100%] < Finalizing reporters.: 100%
[info] Monitor package has been stored in:
C:\Working\CAM\calculator\target\jtest\monitor\monitor.zip
[INFO]
[INFO] BUILD SUCCESS
[INFO]
[INFO] Total time: 8.772 s
[INFO] Finished at: 2016-09-25T11:11:16-04:00
[INFO] Final Memory: 22M/214M
[INFO]
C:\Working\CAM\calculator>
```

3. A %WORKING\_DIR%\calculator\target\jtest\monitor folder that contains a monitor.zip file will be created in the previous step. Unzip the contents of monitor.zip into %WORKING\_DIR%. This will create a monitor folder in %WORKING\_DIR%.



4. Open the %WORKING\_DIR%\monitor folder and run the agent.bat script. A command window will open and display a JVM arg string to add to your Tomcat server startup process:



```
C:\WINDOWS\system32\cmd.exe
Add this Java VM args to your process:
-----
-javaagent:"C:\Working\CAM\monitor\agent.jar"=settings="C:\Working\CAM\monitor\agent.properties",runtimeData="C:\Working\CAM\monitor\runtime_coverage"
-----
Press any key to continue . . .
```

```
-javaagent:
"C:\Working\CAM\monitor\agent.jar"=settings="C:\Working\CAM\monitor\agent.properties",runtimeData="C:\Working\CAM\monitor\runtime_coverage"
```

5. Create a batch file in your Tomcat installation to use this information:

```
%TOMCAT_DIR%\bin\setenv.bat
Add "set CATALINA_OPTS=%CATALINA_OPTS% " followed by the javaagent string above to the batch file and save changes.
set CATALINA_OPTS=%CATALINA_OPTS% -javaagent:"C:\Working\CAM\monitor\agent.jar"=settings="C:\Working\CAM\monitor\agent.properties",runtimeData="C:\Working\CAM\monitor\runtime_coverage"
```

This should all be added in a single string.