

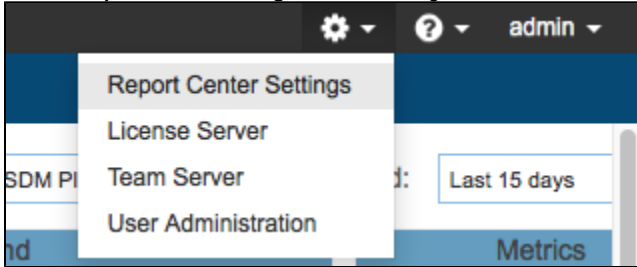
Creating and Managing Projects

A project is the name of an on-going software development project. Projects are the basis for aggregating and reporting data. In this section:

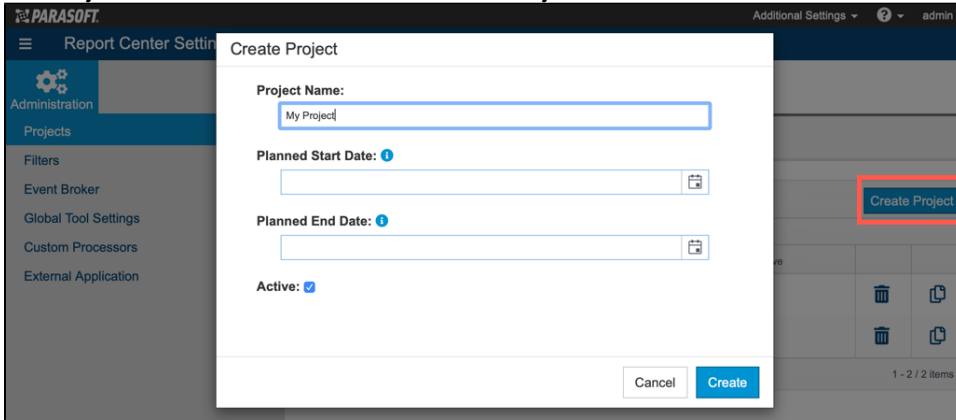
- [Creating a Basic Project](#)
- [Configuring Projects](#)
- [Renaming Projects](#)
- [Deleting Projects](#)
- [Duplicating Projects](#)

Creating a Basic Project

1. Choose **Report Center Settings** from the settings menu.



2. Click **Projects** in the Administration tab and click **Create Project**.



3. Specify a project name and planned dates for the project in the Create Project overlay. **Planned Start Date** and **Planned End Date** are optional. Disable the **Active** option to hide the project until your team is ready to begin working on it.
4. Click **Create**.

Configuring Projects

After creating the project, you can configure additional settings in the Project Settings page. See the following sections for details about additional project configuration:



- [Configuring Parasoft Test Settings for Projects](#)
- [Adding Teams to Projects](#)
- [Adding Resource Groups to Projects](#)
- [Deleting Project Data](#)



Renaming Projects

You can click in the name field and make changes to rename existing projects. We do not recommend changing project names, though, because you will have to manually update any code analysis and test execution tool (C/C++test, dotTEST, Jtest, SOAtest) configured to associate data with the project. See the Parasoft tool documentation for additional information about associating test and analysis execution with DTP projects.

Project Settings

Project Name: ⚠ Renaming requires update of associated DTP Engine settings. See documentation.

Planned Start Date:  

Planned End Date:  

Active:







Deleting Projects

Click the trash button next and confirm that you want to delete the project when prompted.

Projects

Search [Create Project](#)

Drag a column header and drop it here to group by that column

ID	Name	Planned Start Date	Planned End Date ▼	Active		
165	WFurmanski	2017-04-05	2018-04-04	true		
193	_v2_DeadLine_June		2017-06-30	true		
192	_v1_DeadLine_June		2017-06-30	true		



Deleting Projects Vs. Deleting Project Data

Deleting a project does not remove project data from your system and vice versa. See [Deleting Project Data](#) for information about deleting project data.





Duplicating Projects

Click the duplicate button to make a copy of an existing project. The duplicate project will have the same Parasoft Tool Settings and teams as the original project.

Projects

Search [Create Project](#)

Drag a column header and drop it here to group by that column

ID	Name	Planned Start Date ▼	Planned End Date	Active		
140	Widgets	2017-05-27	2017-04-30	true		
226	My New Project	2017-05-19	2017-06-02	true		
194	_v1_new_proj	2017-05-19	2017-05-26	true	