

Views in SOAtest

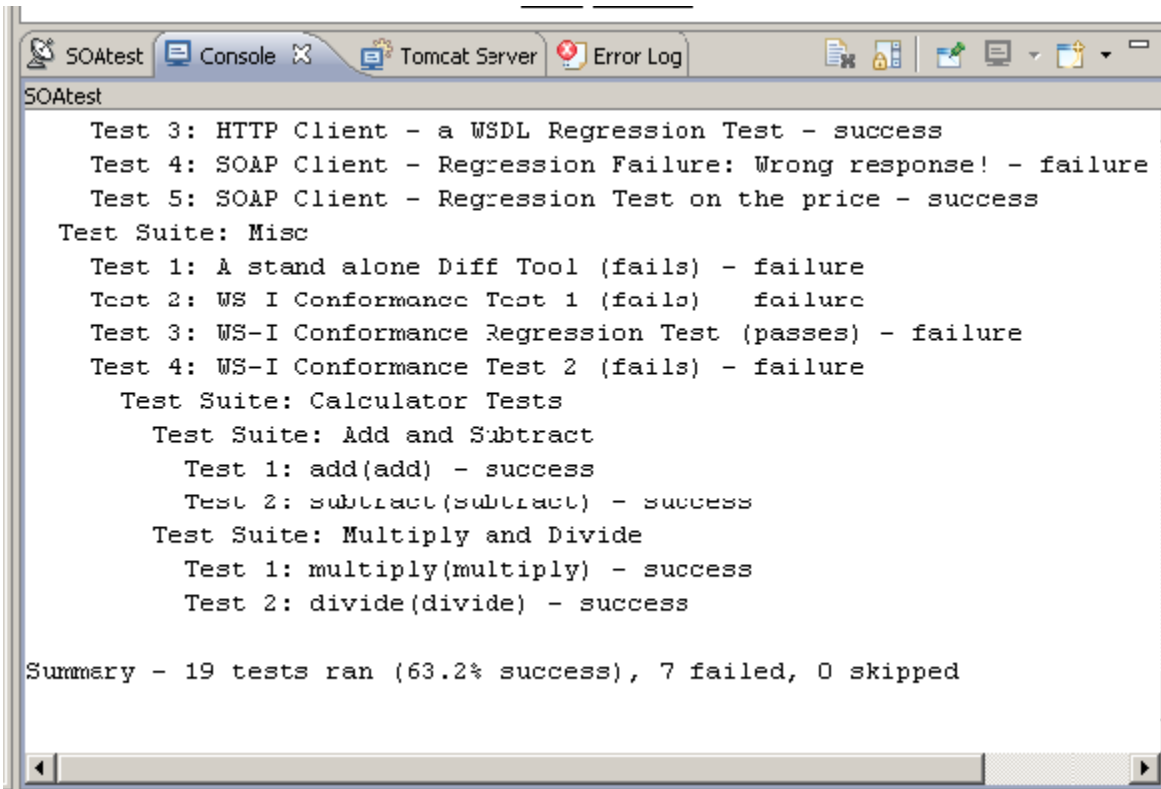
In addition to the standard set of Parasoft Test views (described in the Parasoft Test User's Guide), SOAtest uses the following views:

- [Console view](#)
- [Data Repositories view](#)
- [Editor view](#)
- [Queue Browser view](#)
- [SOAtest Server view](#)
- [Test Case Explorer view](#)
- [Workflow Palette view](#)

For details on other views provided by the Eclipse workbench (such as the Tasks and Problems view), see the Workbench User Guide, which can be accessed from **Help> Contents**.

Console view

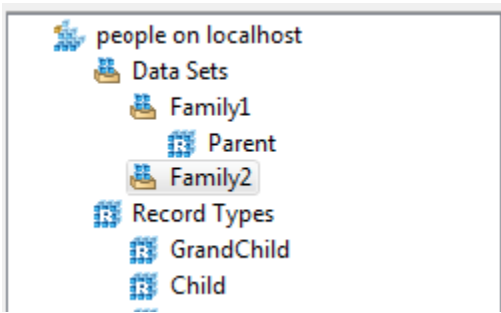
In SOAtest, the standard Console view displays summary information about any executed test—including how many tests were run, how many tests failed, and how many tests were skipped.



You can also configure the Console to show variables as described in [Monitoring Variable Usage](#).

Data Repositories view

The Data Repositories view is your main control point for adding, deleting, editing, and reviewing Parasoft Data Repositories, which allow teams to define, extend, and review large and/or hierarchical data sets for use in Parasoft messaging tools. Each repository's hierarchy is represented graphically, and this graphical representation links to a Data Editor that simplifies extending and browsing large, complex data sets.

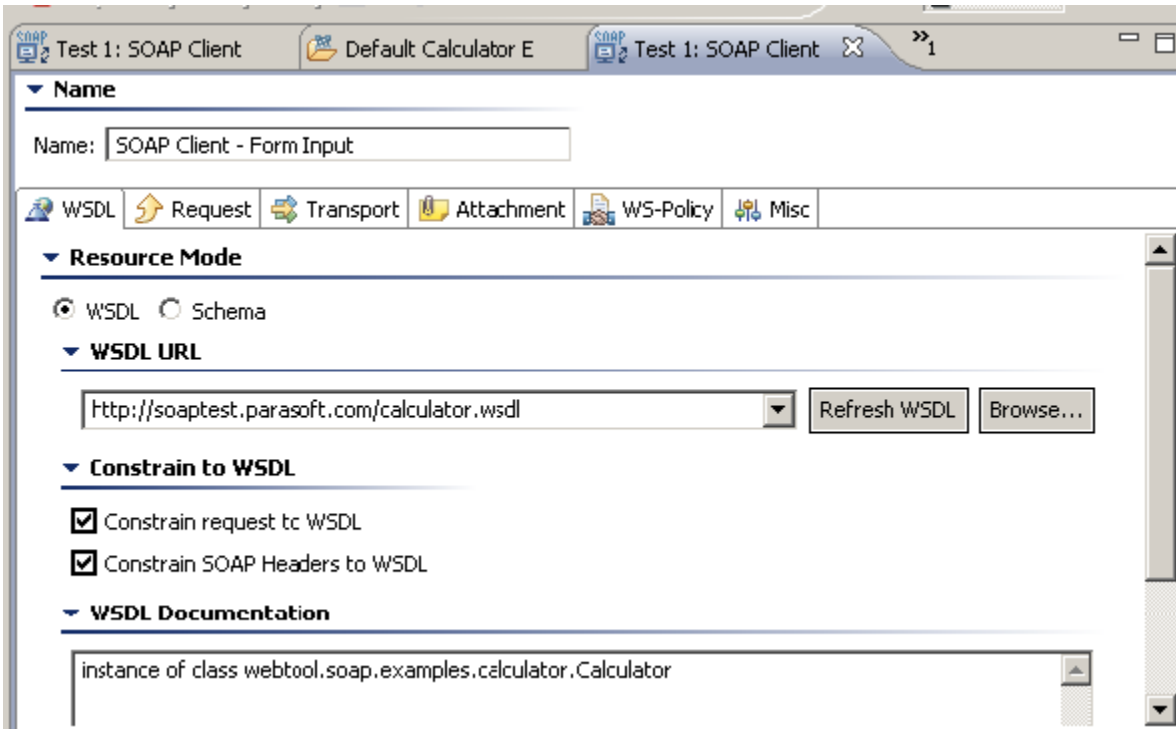


For details, see [Working with Large Hierarchical Data Sets](#).

Editor view

The Editor view is the largest panel in the workbench. This is where SOAtest displays tool/test configuration panels or source code—depending on what Test Case Explorer or Navigator node was selected.

For instance, if you double-click a SOAP Client tool node in the Test Case Explorer, a SOAP Client tool configuration panel opens in an Editor.



Queue Browser view

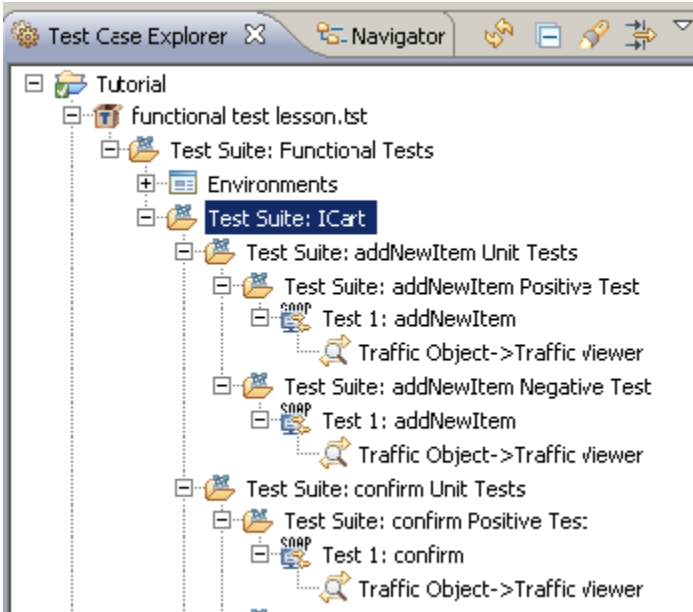
The Queue Browser allows you to see the contents of queues deployed on Websphere MQ, Websphere Application Server, Tibco EMS, Sonic MQ, ActiveMQ, and any other JMS provider. This is helpful for debugging purposes, especially for the initial configuration of a JMS transaction. For details, see [Browsing Queues](#).

SOAtest Server view

The SOAtest Server view allows you to start and stop the SOAtest server, which works with the Call Back tool and Asynchronous testing—as well as Message Stub tools integrated into end-to-end test scenarios. If you using the combined SOAtest/Virtualize distribution, a Virtualize license is required to run SOAtest Server. In some instances, you may only have a license for SOAtest, i.e., if you are updating to a paid license from the Community License. Contact your Parasoft representative for additional information about licensing options.

Test Case Explorer view

The Test Case Explorer presents your projects and the included test suites and test assets (data sources, environments, etc.).



Workflow Palette view

The Workflow Palette view shows the right-click actions and wizards that are applicable in the current context.

