

Adding Resource Groups to Projects

A resource group is a collection of resources (i.e., files and/or folders) defined by a set of one or more Ant file patterns. In this section:

- [About Resource Group Performance](#)
- [Adding Resource Groups](#)
- [Removing Resource Groups from a Project](#)
- [Editing Resource Groups](#)

About Resource Group Performance

The performance of DTP API when resource groups are used depends on the file patterns in the resource groups. Performance is most heavily influenced by how the database engine matches the pattern of the string specified. More complex file patterns are slower because they require more complex algorithms for matching strings.

From fastest to slowest, the three string matching algorithms:

1. String equality ("=" in SQL)
2. SQL `LIKE` operator
3. Regular expressions

We have observed that string equality and LIKE can be up to ten times faster than regular expressions.

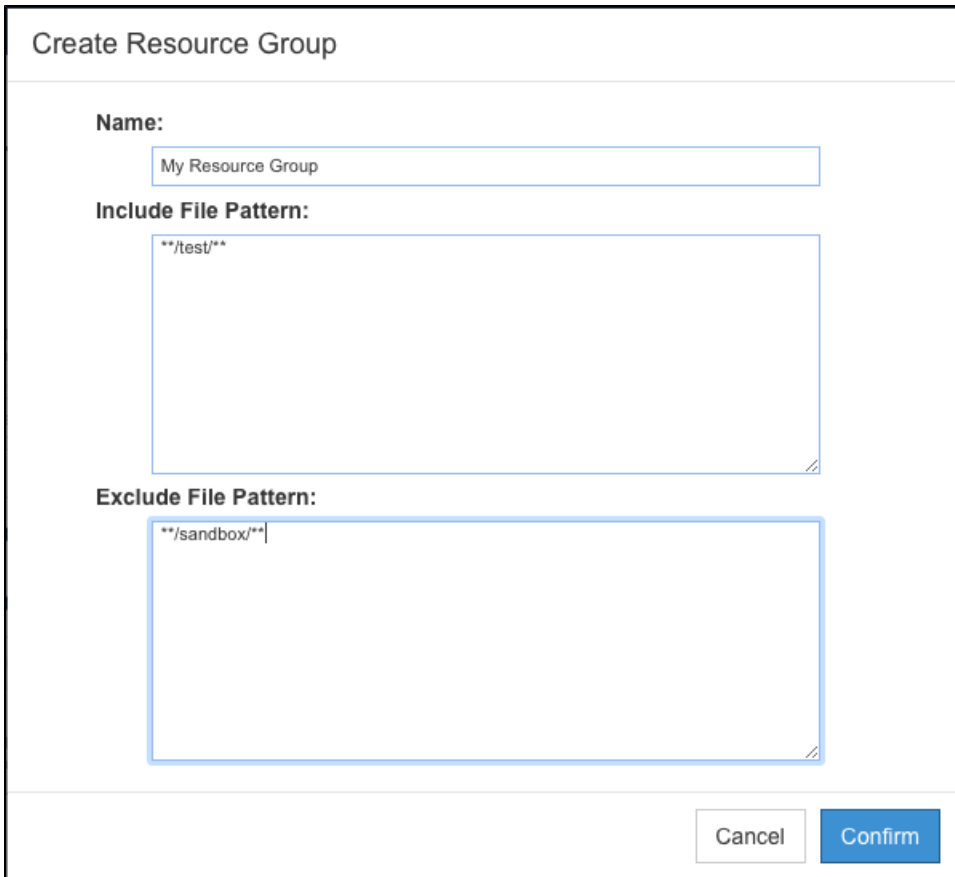
Example File Patterns

Pattern	Description	Examples
String equality (= operator in SQL)	Fastest This pattern contains no wildcards (**, *, or ?).	com.parasoft.foo/src/main/com/parasoft/foo/Alpha1.java Bar.java
SQL <code>LIKE</code>	Fast This pattern ends with a <code>/**</code> or <code>./</code> .	com.parasoft.foo/** com.parasoft.foo/
SQL regular expressions	Slowest This pattern uses any other use of wildcards.	com.parasoft.foo/*.java com.parasoft.foo/**/Alpha1.java com.parasoft.foo/src/main/com/parasoft/foo/*.java com.parasoft.foo/src/*/com/parasoft/foo/Alpha1.java com.parasoft.foo/src/main/com/parasoft/foo/Alpha?.java */.java

Adding Resource Groups

1. Choose **Report Center Settings** from the settings menu.
2. Click **Projects** in the Administration tab and click on a project.
3. In the Resource Groups section, click **Create Resource Group** and enter a name.

4. Specify include and exclude patterns for the resource group and click **Confirm**. You can specify multiple patterns per resource group.



Create Resource Group

Name:
My Resource Group

Include File Pattern:
/test/

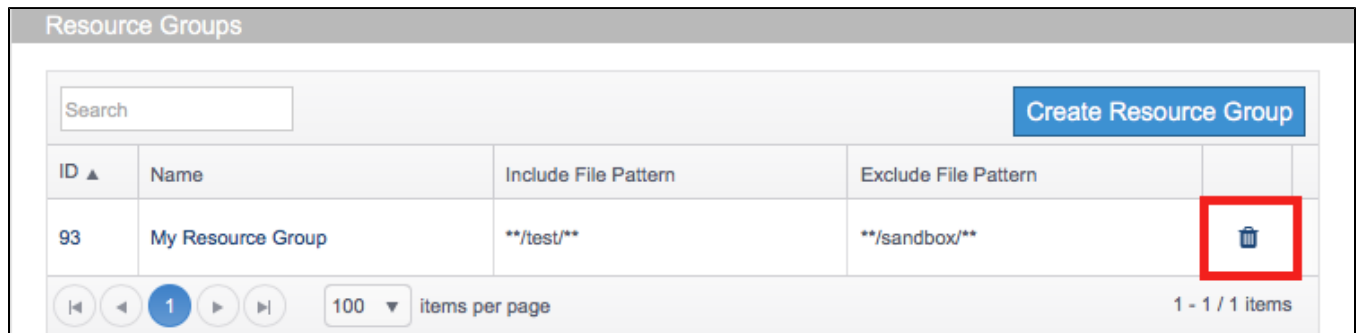
Exclude File Pattern:
/sandbox/


Cancel Confirm

You can define resource groups using the DTP REST API (see [REST API](#)).

Removing Resource Groups from a Project

Click the trash icon and confirm that you want to delete the resource group when prompted.



ID ▲	Name	Include File Pattern	Exclude File Pattern	
93	My Resource Group	**/test/**	**/sandbox/**	

Search Create Resource Group

100 items per page 1 - 1 / 1 items

Deleting a resource group from a project deletes the association between the resource group and the project. It does not delete the resource group from your system. To delete a resource group from DTP, you must use the DTP [REST API](#).

Editing Resource Groups

Click on the resource group name and make any changes in the Modify Resource Group dialog.

Modify Resource Group

Name:

My Resource Group

Include File Pattern:

```
**/test/**  
**/more/tests/**
```

Exclude File Pattern:

```
**/sandbox/**  
**/2/sandbox/**
```

Cancel

Confirm