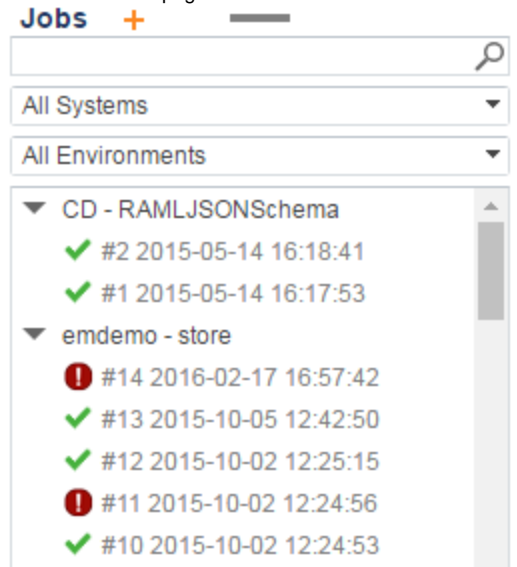


Reviewing Test Results

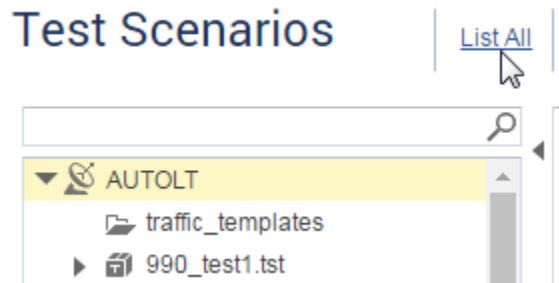
- [Test Scenarios Page](#)
- [Provisioning Dialog](#)
- [Health Indicators](#)
- [Detailed SOAtest Reports](#)

Test Scenarios Page

Test status is indicated in the API Testing module's test scenarios page:



Click the **List All** link at the top of the page to reach a table view of execution results. This table is sortable and searchable.

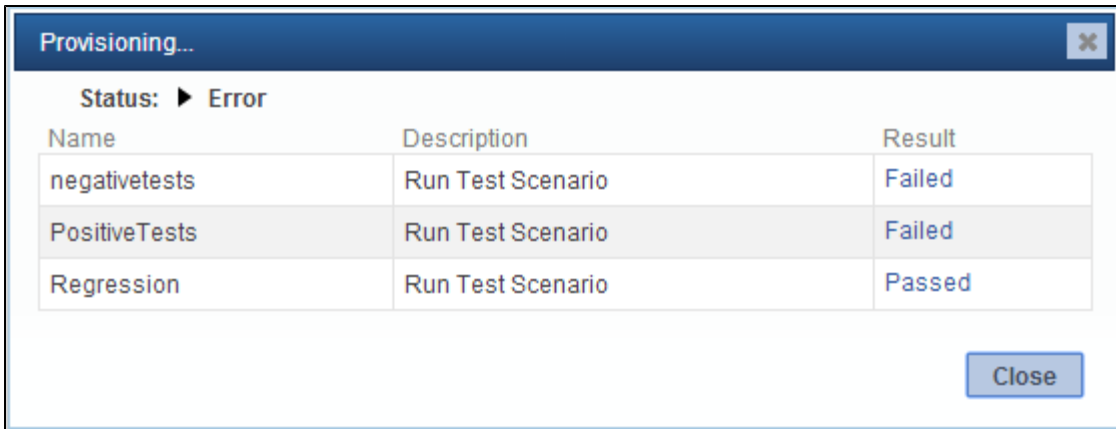


Name	File Path	Server	Time Completed	Status
FixedLength	FixedLength.tst	CDSOA/vrt97	7/18/14 8:53 AM	Failed
Regression	Regression.tst	CDSOA/vrt97	8/1/14 5:14 PM	Failed
StockQuoteClient	StockQuoteClient.tst	CDSOA/vrt97	7/18/14 8:53 AM	Failed
TestAssets	TestAssets.tst	CDSOA/vrt97	8/1/14 5:14 PM	Failed
cdjson	cdjson.tst	CDSOA/vrt97		
httptraffic	httptraffic.tst	CDSOA/vrt97	2/26/14 6:29 PM	Failed
test	test.tst	CDSOA/vrt97	8/1/14 5:14 PM	Failed
traffic_dr	traffic_dr.tst	CDSOA/vrt97	2/26/14 6:29 PM	Failed
wsdl	wsdl.tst	CDSOA/vrt97	7/18/14 8:53 AM	Failed

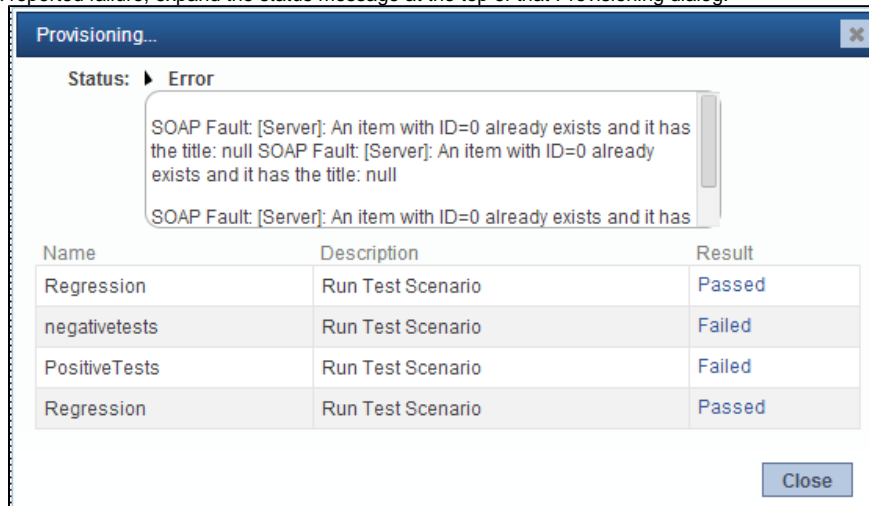
You can click **Manage** to return to the previous view (where jobs can be created and executed).

Provisioning Dialog

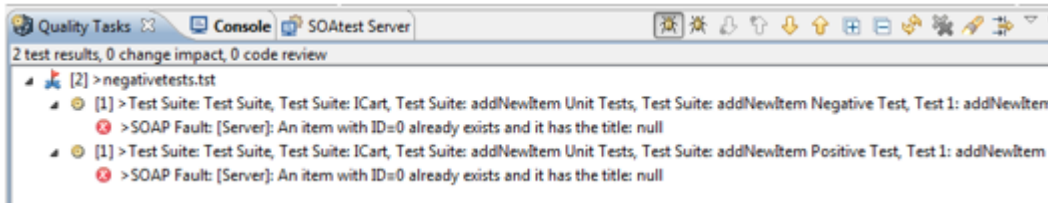
If tests were integrated into an environment that was provisioned, a summary of test results will be presented in the Provisioning dialog.



To see more details about a reported failure, expand the status message at the top of that Provisioning dialog.



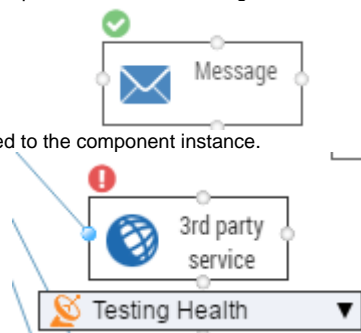
Note that the messages reported are equivalent to those shown in SOAtest's Quality Tasks view. For more details on these messages, see the SOAtest User's Guide.



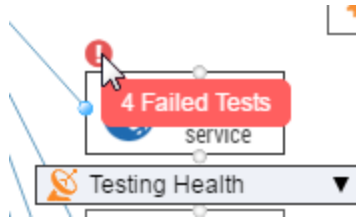
Health Indicators

In addition, the "health indicators" associated with each component instance will reflect test execution results, as well as the outcome of other health checks. If the tests all succeeded and no additional health problems were found, a green check mark will be added to the component instance.

If any tests fail, a red exclamation point icon will be added to the component instance.



To view more details about passed or failed tests, hover over the check mark, then click the appropriate link (Failed Tests or Passed Tests) in the message box.



To see additional details about a passed or failed test run, click the test scenario name in this dialog. This will open the SOAtest report.

Detailed SOAtest Reports

The SOAtest report (opened as described above) provides additional details about the test run, as well as links to additional details (failures, traffic, etc.).

Test Scenario History

Built-in configuration: Demo Configuration
02/1/14 09:02:46

FUNCTIONAL TESTS

Test Suite Summary

Name	Failed Tests	Successful Tests	Total Tests	Success %
TestAssets/StockQuoteClient.tst	1	0	1	0%

Tasks by Author [Back to Top](#)

Author	Tasks	Failed Tests
cynthia	1	1

cynthia Total Tasks : 1 [Back to Top](#)

TestAssets/StockQuoteClient.tst - Test Suite: Stock Quote/Test 1: REST Client - Stock Quote Service
Received HTTP Response Code 404: Not Found [View Traffic](#)