

# \_HTTP 1.0

This topic explains configuration options for using HTTP 1.0 with selected supporting tools and provisioning action tools. After selecting **HTTP 1.0** from the **Transport** drop-down menu within the Transport tab of an appropriate tool, the following options display in the left pane of the **Transport** tab:

- [General](#)
- [URL Parameters](#)
- [Security](#)
- [HTTP Headers](#)
- [Cookies](#)

## General

General page options include:

- **Router Endpoint:** Specify the desired endpoint URL for the service.
- **Method:** Specifies which method is used to process the request. This field is disabled if the **Constrain to WSDL** check box is selected. The method to invoke can be specified as a fixed value, parameterized value, or scripted value. For details about parameterizing values, see [Parameterizing Tools with Data Source Values, Variables, and Extracted Values](#).  
  
With fixed values, you can access data source values using `${var_name}` syntax. You can also use the environment variables that you have specified. For details about environments, see [Configuring Virtualize Environments](#).  
  
For details about scripting values, see [Extensibility and Scripting Basics](#).
- **Message Exchange Pattern: Expect Synchronous Response:** Specifies whether a response body is expected. An HTTP response header is always expected. If this option is not selected, then the product sends a one-way message and waits for a notification header (typically "HTTP/1.0 202 Accepted").
- **Redirect Settings (for messaging clients only—e.g., REST, SOAP, Messaging, EDI clients):** Specifies whether to automatically follow HTTP redirects. Disable this option if you want to perform an action or validation on the original request/response traffic (instead of working only with the final request/response pair).
- **Compression Settings (for messaging clients only—e.g., REST, SOAP, Messaging, EDI clients):** Specifies whether to compress requests and decompress responses.
  - **Gzip request payload:** Gzips the request payloads being sent over the network. Data sent to attached tools will not be compressed. Note that compression does not apply to SOAP Clients configured to send attachments or in MTOM mode.
  - **Decompress gzip-encoded response payload:** Decompresses response payloads that have "Content-Encoding: gzip" as a header field. Attached tools will receive the uncompressed data.

## URL Parameters

**URL Parameters** page options include:

- **URL Parameters:** Allows you to add parameters to the URL for a GET request. After clicking the **Add** button, you can specify **Parameters/Value** pairs in the dialog that opens. If a data source is available, you can parameterize the values as well.



### Message Client URL Parameter Format

URL query parameters are formatted according to the "application/x-www-form-urlencoded" content type. Space characters are replaced with '+'. Non alpha numeric characters are replaced with a percent sign followed by two hexadecimal digits representing the character code. Names and values are separated by '=' and name-value pairs are separated by '&'.

If you want to use a different format, query parameters can also be specified directly at the end of the tool's endpoint URL (instead of in the URL Parameters section). For example, you could use `http://host:8080/path?a=1&b=2&c=3`

## Security

**Security > Client side SSL** page options include:

- **Use Client Key Store:** Specifies the key store used to complete the handshake with the server.

**Security > HTTP Authentication** page options include:

- **Perform Authentication:** To set up basic, NTLM, Digest, or Kerberos authentication, select the **Perform Authentication** check box, then select **Basic**, **NTLM**, **Kerberos**, or **Digest** from the **Type** drop-down list.
  - For **Basic**, **NTLM**, or **Digest**, enter the **Username** and **Password** to authenticate the request.
  - For **Kerberos**, enter the **Service Principal** to authenticate the request. If the correct username and password, or the correct service principal, are not used, the request will not be authenticated.

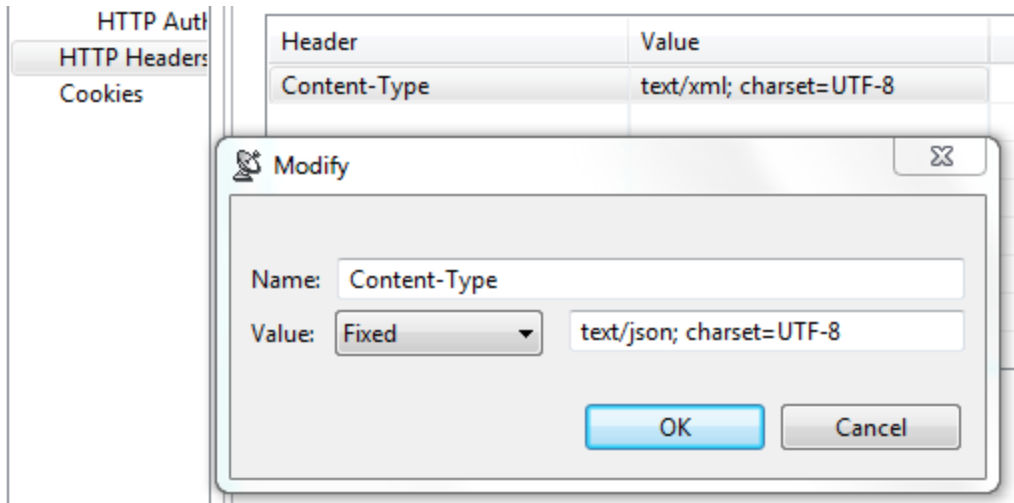
- **Use Global Preferences:** Alternatively, you can select **Use Global Preferences** if you have set Global HTTP Authentication Properties within the Security Preferences. For more information, see [Security Settings](#).

## HTTP Headers

HTTP Headers page options include:

- **Add:** Click to add a custom HTTP header. The header name is case insensitive.
- **Modify:** Click to modify the selected HTTP header. A dialog box will display, allowing you to modify the Name and Value of the header. If the tool is using a data source, values for the header can be accessed from the data source.
- **Remove:** Click to delete the selected HTTP header.

These controls are used to override header fields. For example, you can override the Content-Type header field by specifying the desired name and value via these controls.



The following header fields, which are added by default, can be overridden via these UI controls.

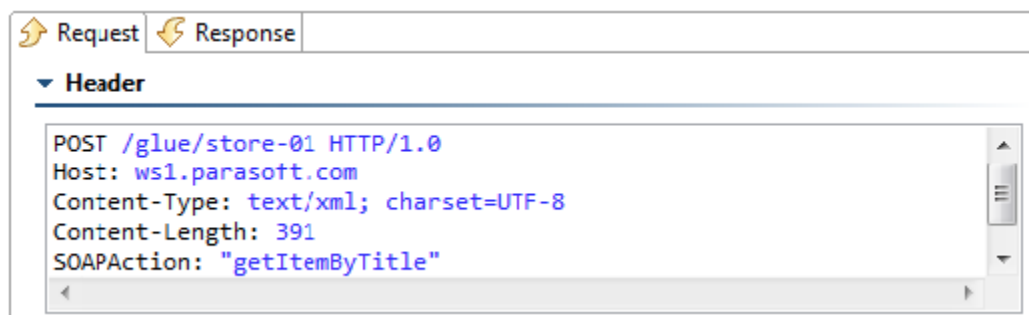
### Host

The value will contain the host name and port number from the HTTP endpoint or resource URL.

### Content-Type

The media type of the outgoing message. This header is only sent if the outgoing message contains a body which is controlled by the HTTP method. A body is sent for POST, PUT, and DELETE methods and not for GET, OPTIONS, HEAD, or TRACE.

The default value is determined based on the type of message being sent. The content-type of an SOAP message will vary depending on the SOAP version, "text/xml" for SOAP 1.1 or "application/soap+xml" for SOAP 1.2. Other XML messages will use "text/xml" by default. JSON messages will use "application/json". A message configured using the Table view will use "application/x-www-form-urlencoded". A message sent with MIME attachments will contain a "multipart" content-type with "start" and "boundary" parameters. Messages belonging to EDI, Fixed Length, CSV, or Custom message formats will have the media type for the message format.



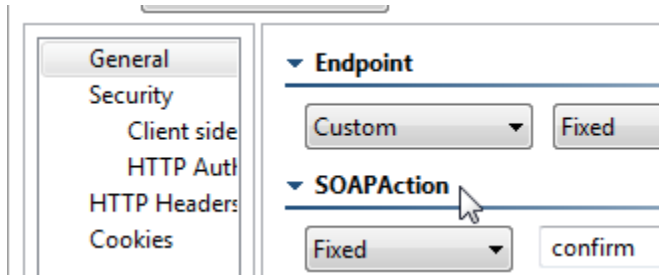
## Content-Length

The size of the outgoing message in bytes.

The following HTTP headers are configured conditionally. They are configured outside of this table or have values that must be dynamically generated.

## SOAPAction

This HTTP header is sent for SOAP 1.1 only. It is set in the SOAPAction field of the General page



## Authorization

This header is constructed automatically based on the HTTP Authentication and OAuth settings specified in your preferences (under Security > HTTP Authentication and OAuth). The value for NTLM, Digest, and Kerberos authentication will vary depending on various factors, including dynamically-generated challenge responses and security tokens.

## Connection

This header is added to the message with value of `Keep-Alive` if **Keep-Alive connection** is enabled. This header is not sent if **Close connection** is enabled (this is the default). Keep-Alive must be enabled for NTLM and Digest HTTP authentication.

## Proxy-Authorization

This header is constructed based on the Proxy Authentication settings in the preferences and whether the server indicated that proxy authentication is required.

## Cookies

**Cookies** page options include:

- **Reset existing cookies before sending request:** Allows you to clear the current cookies so that next HTTP invocations start a new session.